



European Monitoring Centre
for Drugs and Drug Addiction

Prevalence and patterns of drug use among the general population (GPS)

Annual key-indicator expert meeting 2017

João Matias

Lisbon, 6-7 June 2017



Introduction to meeting

- **As always, this meeting provides an operational platform for methodological development and analyses**
- **Welcome to the new GPS experts, international experts**
- **Abstract book sent in advance as requested**
- **Thank you for all the speakers and chairs**



Meeting overview

- **Exploring and understanding national differences and the implications for policy and response**
- **European Overview and international presentations on recent surveys**
- **Parallel sessions (fill in the attendance list!)**
 - Misuse of medicines — revision of the EMQ module
 - Cannabis use among ageing European citizens
 - European Web Survey on Drugs: patterns of use
- **Cannabis: recent trends and policy developments**
- **Drug survey methodology: recent studies and new approaches**
- **Drug use in prison**
- **Monitoring emerging trends in drug use**



Dinner



Progress of the indicator

- **Improved Statistical Bulletin**
- **Close collaboration with the ESPAD group**
- **Focus on non-probabilistic surveys as a complement:**
 - European Web Survey on Drugs
 - Project on mapping drug use studies in nightlife settings
- **Increased profile in international initiatives: GPS as an European Core Health Indicator, participation in conferences**



Progress of the indicator

- **Health at a Glance:
Europe 2016**
-
**State of Health
in the EU Cycle**

Joint publication of the
OECD and the European
Commission



Released on November 23, 2016

<http://www.oecd.org/health/health-at-a-glance-europe-23056088.htm>



ECHI data tool

The screenshot displays the ECHI Data Tool interface. At the top, the European Commission logo and the title 'ECHI Data Tool' are visible. Below the title, a breadcrumb trail reads 'European Commission > DG Health & Consumers > Public health > ECHI Data Tool'. The main content area is titled 'ECHI Data Tool' and includes a 'Choose your indicator(s)' button. The interface is divided into three main sections: 'Select Indicators in chapters', 'Select Countries', and 'Select Years'. The 'Select Indicators in chapters' section lists four categories: 'Demographic and Socio-economic factors indicators', 'Health Status indicators', 'Determinants of health indicators', and 'Health interventions : health services indicators'. The 'Select Countries' section lists various regions and countries, including EU28, EU27, EU25, EU15, EU, Minimum, Average, Maximum, Belgium, Bulgaria, Czech Republic, Denmark, Germany, Estonia, Ireland, and Greece. The 'Select Years' section lists years from 2065 to 2080, with 'N/A' at the top. A green 'Update' button is located below the selection sections. At the bottom, there are tabs for 'About', 'Line chart', 'Bar chart', 'Map chart', 'Table chart', and 'Metadata'. The 'About' tab is active, displaying a welcome message and a list of indicators grouped into five chapters: demographic and socio-economic factors, health status, determinants of health, health interventions: health services, and health promotion. A final paragraph states that the tool provides 88 stamped indicators, with over 50 currently implemented, developed by a group of experts to ensure high comparability and quality.

European Commission

ECHI Data Tool

European Commission > DG Health & Consumers > Public health > ECHI Data Tool

ECHI Data Tool

Choose your indicator(s)

Select Indicators in chapters

- Demographic and Socio-economic factors indicators
- Health Status indicators
- Determinants of health indicators
- Health interventions : health services indicators

Select Countries

- EU28
- EU27
- EU25
- EU15
- EU
- Minimum
- Average
- Maximum
- Belgium
- Bulgaria
- Czech Republic
- Denmark
- Germany
- Estonia
- Ireland
- Greece

Select Years

- N/A
- 2080
- 2079
- 2078
- 2077
- 2076
- 2075
- 2074
- 2073
- 2072
- 2071
- 2070
- 2069
- 2068
- 2067
- 2066
- 2065

About | Line chart | Bar chart | Map chart | Table chart | Metadata

Welcome to the ECHI (European Core Health Indicators) data tool

The ECHI data tool is a graphic tool and an interactive application to present relevant and comparable information on health at European level. The tool presents a list of indicators, grouped in five chapters:

- demographic and socio-economic factors
- health status
- determinants of health
- health interventions: health services
- health promotion

Besides browsing through the indicators, users can access the [ECHI \(European Core Health Indicators\)](#) stamped indicators: 88 indicators - over 50 of them currently implemented - developed by a group of experts to ensure the highest comparability and the best quality. The aim of the indicators ECHI indicators is to provide the shortest



Capacity building

- **First GPS study launched in**
 - Montenegro
 - FYROM
- **Preparatory workshop in Bosnia**
- **Integration in the Statistical Bulletin**



European Model Questionnaire (EMQ)

- **New Psychoactive Substances (NPS) and perceived availability modules developed within the EMQ and posted online**
 - Two questions on perceived availability added to Standard Table 1
 - NPS 'field trial' – Rapid Information Requests
- **EMQ Alcohol module about to be finalised and sent**
- **On-going revision on the module on medicines use – parallel session**
- **EMQ standalone document**



Measuring 'drug use' in recreational settings in Europe

Quite inclusive... clear geographical pattern

- Studies specifically on nightlife settings assessing drug use levels
- Studies on drug use that highlight use in nightlife settings although not being studies carried out in nightlife settings (e.g. GDS, NPS use study in Poland)
- Studies not specifically on quantifying how many use drugs but that find high levels of use in recreational settings (e.g. wastewater-based epidemiology)
- Part of an integrated approach (e.g. Antenne Netherlands, TREND in France)



'GPS' webpages



European Monitoring Centre
for Drugs and Drug Addiction



Results hosted on duckduckgo.com

[Data](#)[Countries](#)[Topics \(A-Z\)](#)[Our activities](#)[Best practice](#)[Publications](#)[News](#)[Events](#)[About](#)

Home / Our activities

Expert meeting on the epidemiological indicator Patterns and trends in drug use (GPS)

Lisbon, 6-7 June 2017



On 6 and 7 June 2017, the EMCDDA will bring together more than forty European and international experts for a meeting on the key indicator Prevalence and patterns of drug use among the general population (GPS). There will be a range of presentations from both EU Member States and other countries, projects and institutions. These regular meetings on the indicator change their focus from year to year. This year, particular attention will be given to methodological developments on the indicator, the link between drug use surveys and drug policies, and

On this page

- [Meeting topics](#)
- [Documents](#)
- [Presentations](#)



Network management. Reitox online Forum

Post New Thread

← General population surveys key indicator (GPS) Unsubscribe

Threads

Thread	Flag	Started By	Posts	Views	Last Post	
GPS meeting 6-7 June agenda		João Matias	1	8	Date: 22/05/17 18:00 By: João Matias	 Actions
2017 GPS meeting - call for abstracts		João Matias	1	6	Date: 27/03/17 09:31 By: João Matias	 Actions
Call for abstracts ESSD 2017		João Matias	1	2	Date: 07/03/17 15:30 By: João Matias	 Actions
addictive behaviour among young refugees		Julian Strizek	1	5	Date: 20/02/17 16:28 By: Julian Strizek	 
Request EMQ module on medicines		Karoliina Karjalainen	1	14	Date: 10/02/17 10:56 By: Karoliina Karjalainen	 

Entries

Polls Display

How do you rate this site?

- a.** Very useful
- b.** Useful
- c.** Not useful
- d.** Indifferent

Vote



EMCDDA news

EMCDDA renews accord with ISCTE-IUL

 08/05/17 16:09

The EMCDDA and the University Institute of Lisbon (ISCTE-IUL) will be strengthening their cooperation.

New Memorandum of Understanding signed today
10.05.2017

 [Experts to examine the influence of cyberspace on criminal activities and responses to them !\[\]\(0ebab762d40f83060a78901ea4d00815_img.jpg\)](#)




Current and future activities

- **GPS as the core component of the indicator**
- **But complement with targeted surveys (online, nightlife)**
- **Update the questionnaire mapping -> repository**
- **Network management, promote the web forum**
- **Lx Addictions – GPS poster for the expert group**
- **Medium-term revise the GPS Handbook**



The epidemiological toolkit. Meeting objective





European Monitoring Centre
for Drugs and Drug Addiction


Thank you


Joao.Matias@emcdda.europa.eu



[@JPCIMatias](https://twitter.com/JPCIMatias)

[| emcdda.europa.eu](http://emcdda.europa.eu)

 twitter.com/emcdda

 facebook.com/emcdda

 youtube.com/emcddatube

 flickr.com/photos/emcdda